

# CA6

ESSENTIAL QUALITY



# THE IDEAS TAKE SHAPE

The new CA6 is the ideal solution for the production of coffee pods. A complete, extremely simple and compact packaging line, for a product that requires optimal quality criteria. The reduced dimensions and the simple design of the entire line guarantee both a considerable reduction in terms of consumption and a high rate of efficiency.






## CHOOSING A CA6

- MEDIUM SPEED, REDUCED DIMENSIONS, SIMPLE DESIGN
- BEST PRODUCT QUALITY (HOMOGENEOUS COFFEE COMPACTION AND PRECISION IN POD PROFILE)
- COMPLETE POD PRODUCTION CYCLE IN A MODIFIED AND CONDITIONED ATMOSPHERE
- PRODUCT QUALITY CONTROL
- INTEGRATED CARTONING UNIT
- ELECTRONIC AND PROGRAMMABLE COUNT
- SINGLE ENVELOPE AND CARTON REJECTION
- QUICK SIZE CHANGEOVER
- HIGH EFFICIENCY
- REDUCED CONSUMPTION AND MAINTENANCE



# STEP BY STEP



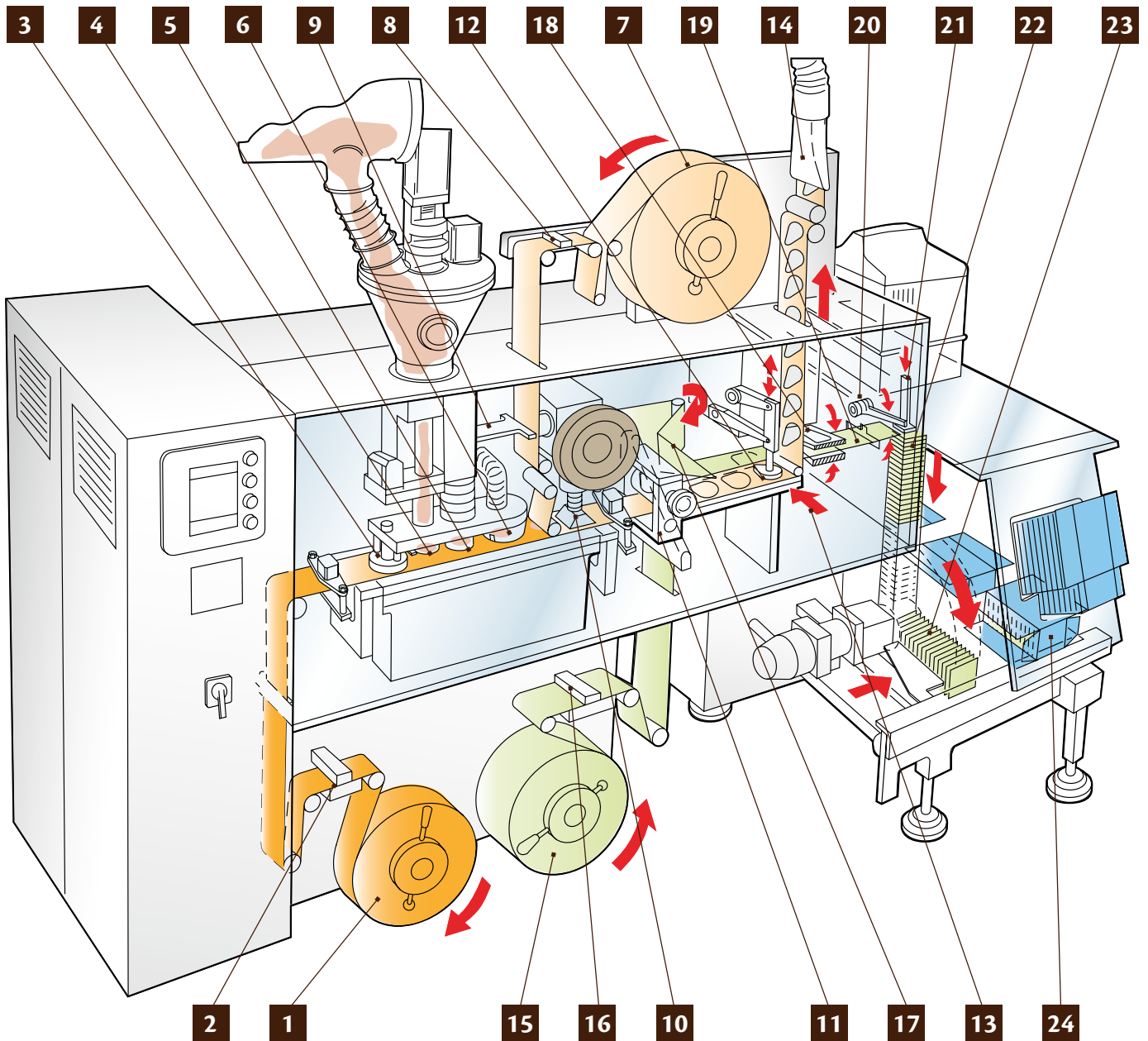
Pod pre-forming, dosing and compacting



Pod cutting



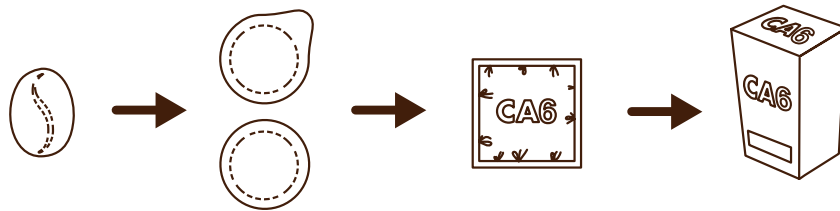
Pod ejection and insertion into outer envelope





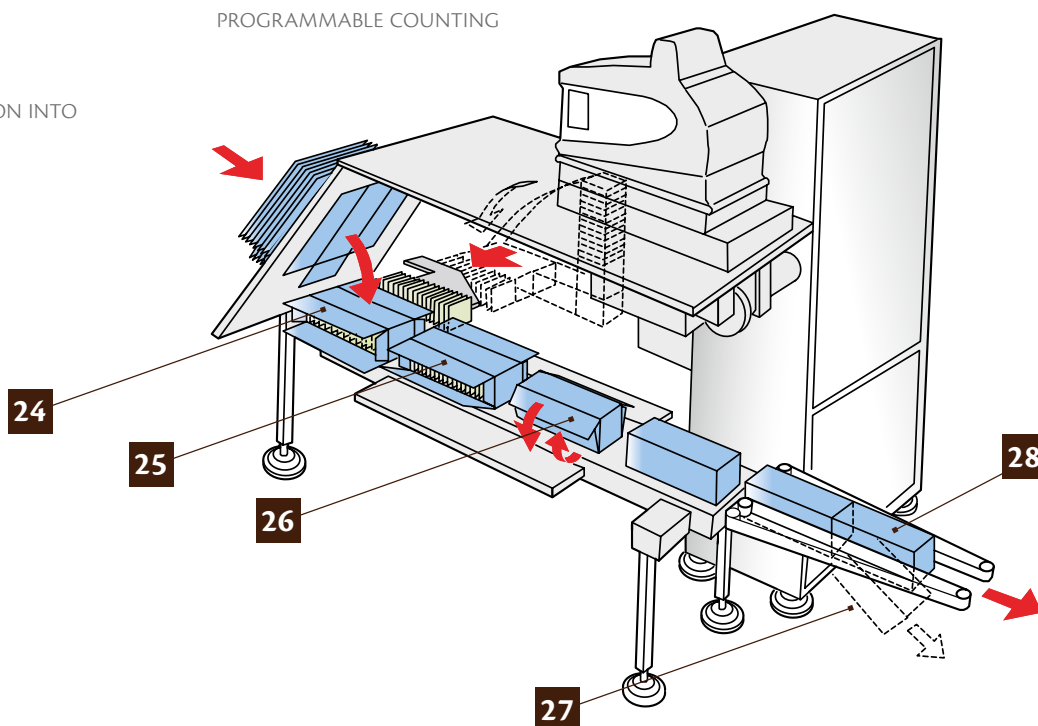
18

Outer envelope sealing



## MAIN FUNCTIONS

- |  |   |  |
|--|---|--|
| 1. LOWER FILTER PAPER REEL                       | 14. FILTER PAPER WASTE SUCTION OR PAPER COLLECTING REEL | 23. STACK INTRODUCTION INTO THE CARTON |
| 2. LOWER FILTER PAPER MANUAL SPLICING            | 15. OUTER ENVELOPE PAPER REEL                           | 24. CARTON FORMING STATION             |
| 3. POD PRE-FORMING                               | 16. MANUAL OUTER ENVELOPE FILM SPLICING                 | 25. CARTON FLAP CLOSING                |
| 4. PRODUCT DOSING AND POD FILLING                | 17. OUTER ENVELOPE FILM FOLDING                         | 26. FLAP GLUERS (HOT-MELT)             |
| 5. COFFEE COMPACTING                             | 18. OUTER ENVELOPE FILM SEALING                         | 27. FAULTY CARTON REJECTION            |
| 6. POD CLEANING                                  | 19. OUTER ENVELOPE CODING                               | 28. CARTON EXIT STATION                |
| 7. UPPER FILTER PAPER REEL                       | 20. OUTER ENVELOPE CUTTING                              |  |
| 8. UPPER FILTER PAPER MANUAL SPLICING            | 21. OUTER ENVELOPE EJECTION                             |  |
| 9. UPPER FILTER PAPER PRE-CUT                    | 22. ENVELOPE STACKING AND PROGRAMMABLE COUNTING         |  |
| 10. POD SEALING                                  |   |  |
| 11. POD CUTTING                                  |   |  |
| 12. POD EJECTION                                 |   |  |
| 13. POD PUSHER FOR INSERTION INTO OUTER ENVELOPE |   |  |



# HIGH PRODUCT QUALITY GUARANTEED



## COMPACT AND SIMPLE MEDIUM SPEED LINE

The new CA6 is the most simple and compact line available on the market able to produce, in a modified and conditioned atmosphere, 130 hard coffee pods per minute on a single line.

The line places the pod into a heatsealed outer envelope protecting its taste and aroma; finally the pods are electronically counted and automatically placed into the carton. The simple and modular system on which the CA6 design is based, is most evident in its complete accessibility enabling quick size changeovers and maintenance, and its simple connection to end of line machines as an alternative to the cartoning attachment.

## EASY AND QUICK SIZE CHANGEOVER

To ensure maximum production efficiency, the size changeover on the CA6 is particularly quick and smooth. The change part replacement is carried out by fitting pre-assembled units thereby reducing to a minimum any adjustments.

## INTEGRATED PC

The whole production cycle is controlled and handled by an integrated PC that guarantees the correct working of the machine and, above all, the final product quality.

## LUBRICATION

No lubrication is required on the CA6.



## THE PERFECT POD

The strategy of simplification to create the new CA6 has not involved the already advanced coffee dosing system which has been perfected and consolidated on the previous other packaging lines.

In fact, the dosing unit is equipped with a servo controlled auger, constantly regulated to allow a homogeneous and precise distribution of coffee prior to the mechanical compression station.

This particular system guarantees an equal distribution of coffee inside the pod as well as a uniform compression and a precise and clean pod profile.

The whole pod production cycle, upto its insertion into the heatsealed outer envelope, is carried out in a modified and conditioned atmosphere due to the constantly controlled introduction of nitrogen into the protective hood, where, thanks to a cooling system, humidity and temperature are kept consistent guaranteeing the best product quality.



## SMALL ALSO IN CONSUMPTION

The reduced size of the sealing groups and the packaging hood - inside which the entire pod production cycle upto its insertion into the outer envelope is performed - results in a sensible reduction of power and nitrogen consumption for each unit produced.

The reduction in space between one group and the other in the pod forming stations, helps lower both filter paper consumption as well as waste paper, resulting in a saving in materials.

Thanks to mechanical design measures, the filter paper pod is mechanically introduced into the outer envelope by means of precisely controlled movements; this particular solution allows the possibility to reduce to a minimum the dimensions of the outer envelope thereby corresponding to a saving in heatsealable material.

# ESSENTIAL SOLUTIONS

## EXIT BELT FOR HAND REMOVAL

Alternatively, the CA6 can be equipped with an exit belt complete with flip-flop and programmable count for the bulk filling of pods into cartons or bags.



## CA6 VERSATILITY AUTOMATIC CARTONING ATTACHMENT

The CA6 can be equipped with an automatic integrated cartoning attachment for pre-glued cartons. The concept on which the unit design is based reflects the criteria of compactness, accessibility and flexibility typical of the IMA tradition.

A wide range of carton sizes is available and the size changeover time is very rapid due to the electronic count which reduces to a minimum the replacement of parts and always ensures the correct number of envelopes in the stacking unit.

The exceptional quality of the CA6 product is also due to controls exercised on the packaging materials (i.e. material splicing) throughout the cycle of the machine ensuring any faulty cartons are rejected.

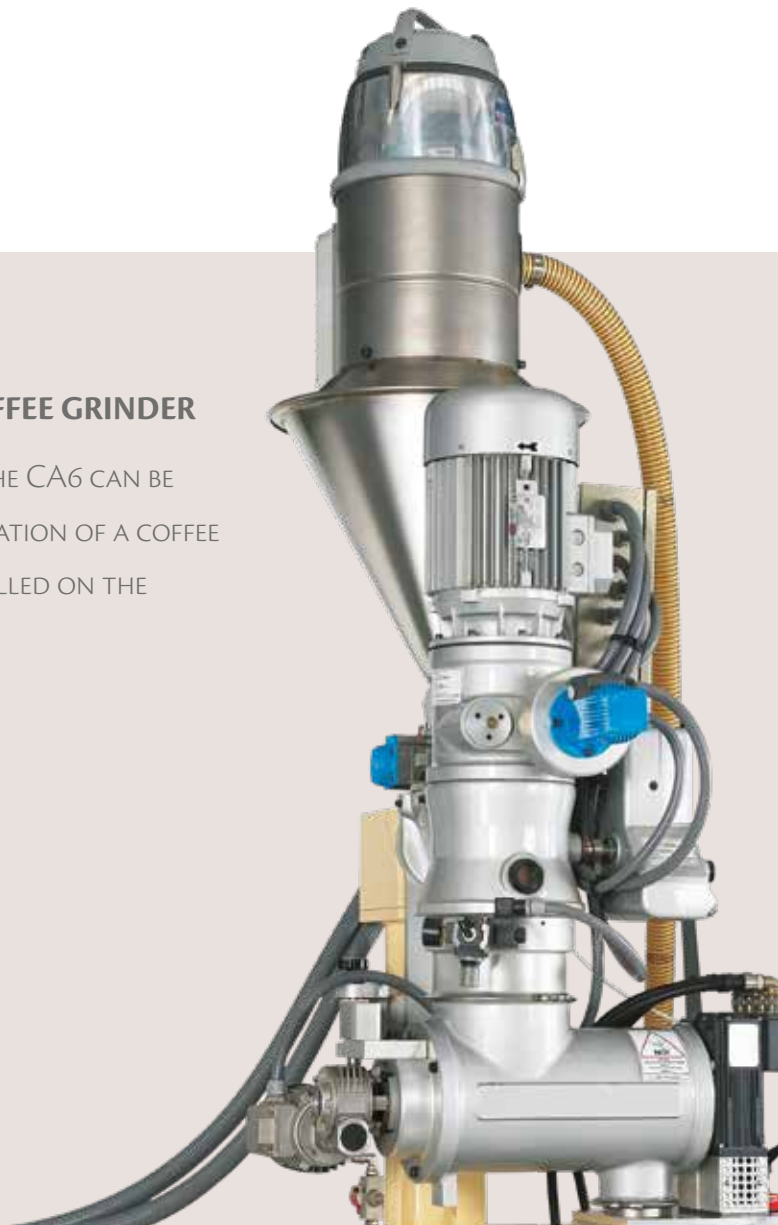






## **INTEGRATION WITH COFFEE GRINDER**

THE PRODUCTION CYCLE OF THE CA6 CAN BE COMPLETED WITH THE INTEGRATION OF A COFFEE GRINDER WHICH CAN BE INSTALLED ON THE MACHINE PRODUCT HOPPER.



# CA6 GENERAL TECHNICAL DATA



Machine speed: up to 130 pods/min.



Pod capacity: up to 14 g coffee



Nitrogen consumption: max. 150 NI/min.



Compressed air: exercise pressure: 6 bar  
Consumption: max. 250 NI/min.  
Air inlet: Ø 1/2"



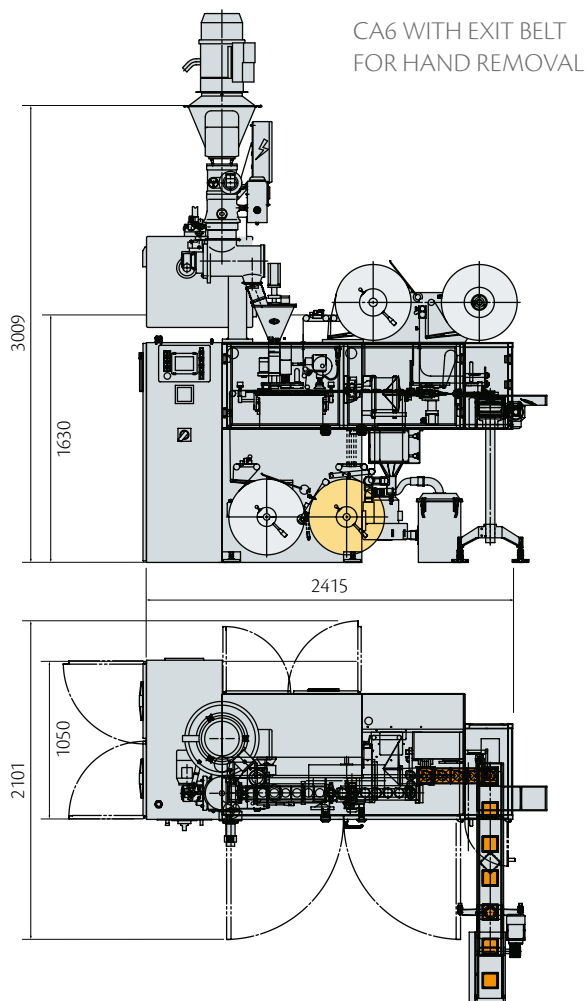
Power required: Installed power: max. 11 kW  
Consumption: max. 7.3 kW



Machine net weight:  
Min. 1,500 Kg. - max. 3,100 Kg

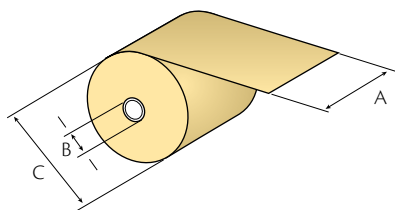


Noise: < 78 dB



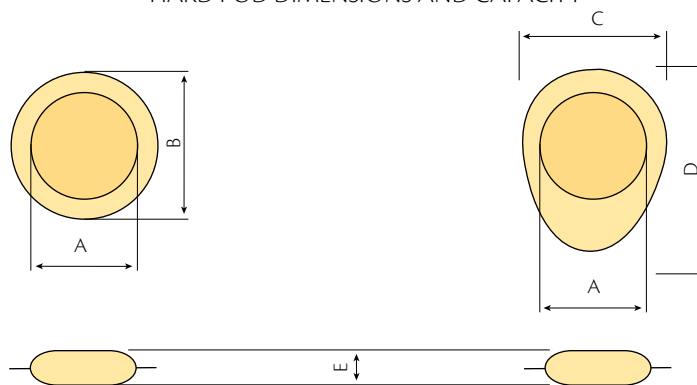
## PACKAGING MATERIALS AND PRODUCT SPECIFICATIONS

### HEATSEALABLE FILTER PAPER REEL



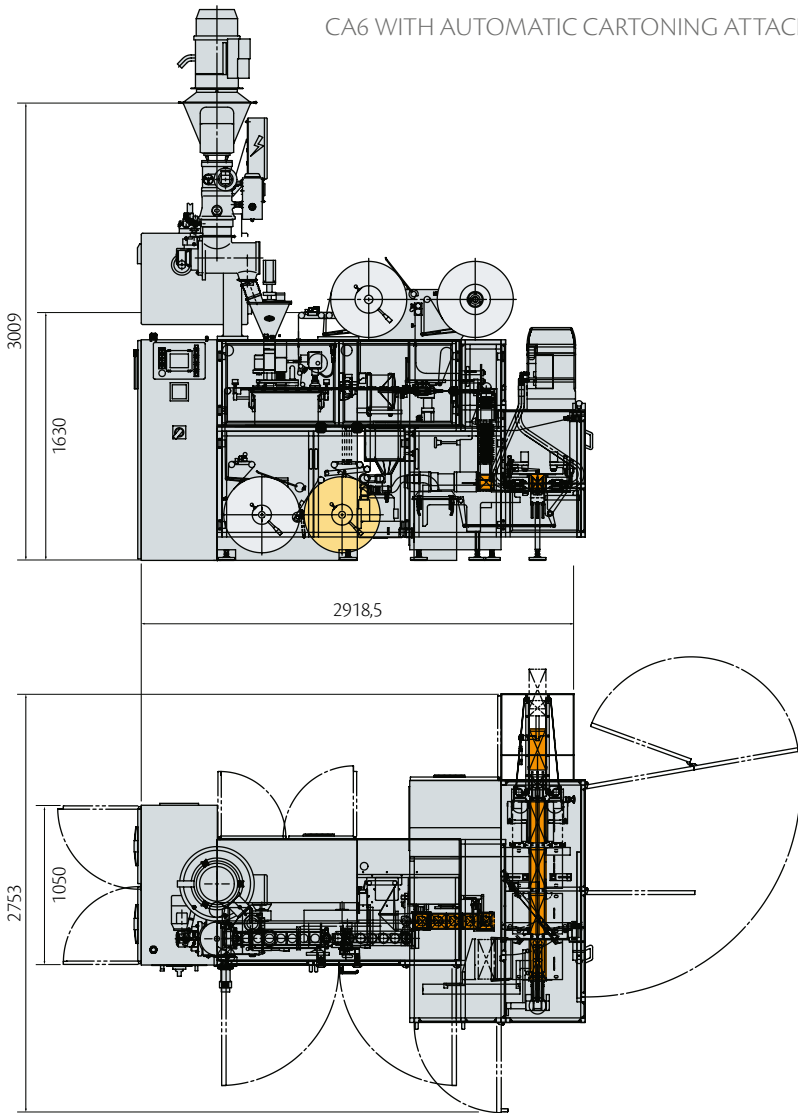
PAPER GRADE	A mm	B mm	C mm
min. 19	min. 80	76	max. 500
max. 27	max. 90	76	max. 500

### HARD POD DIMENSIONS AND CAPACITY

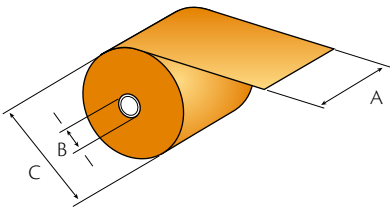


PRODUCT DOSAGE	A mm Ø inner	B mm Ø outer	C mm	D mm	E mm
min. 6	min. 40.5	min. 55	min. 57	min. 70	min. 7
max. 14	max. 56	max. 65	max. 65	max. 77	max. 13.5

### CA6 WITH AUTOMATIC CARTONING ATTACHMENT

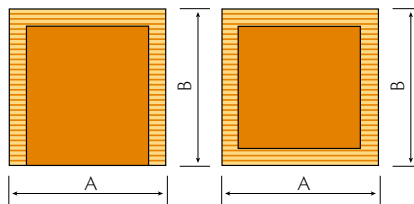


#### HEATSEALABLE OUTER ENVELOPE PAPER REEL



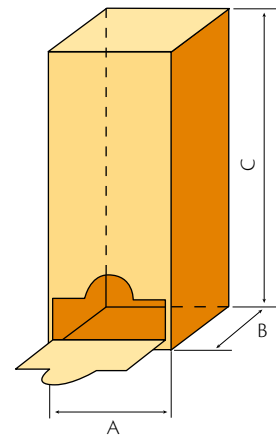
ENVELOPE PAPER GRADE	A mm	B mm	C mm
min. 85	min. 170	76	max. 500
max. 100	max. 210	76	max. 500

#### OUTER ENVELOPE



	A mm	B mm
min.	90	85
max.	105	105

#### CARTON DIMENSIONS



	A mm	B mm	C mm
min.	93	90	100
max.	110	110	270

ima.it



IMA S.p.A.

**IMA COFFEE Division**

Via Emilia 428-442 - 40064 Ozzano dell'Emilia (Bologna) - Italy

Tel. +39 051 6514111

sales.coffee@ima.it

